



Gen2 SURVEY

[ a spiritual and educational
survey on Christian Millennials]

Survey History

The **Gen2 Survey** is an in-depth nationwide survey of the Millennial generation. The purpose of the study is to examine Millennials who were churched growing up and understand the key influences which either encouraged or deterred them from believing and practicing the faith of their parents.

The **Gen2 Survey** was hosted online, and was open to any young person aged 18-38. The survey was advertised as an **opportunity for participants to describe how they felt about their raising**. The **Gen2 Survey** was branded to be equally attractive to all Millennials, regardless of background and raising. Despite the large proportion of homeschoolers who took the survey, special effort was made to target and advertise to non-homeschoolers, including those who went to Christian, public, and private secular schools.

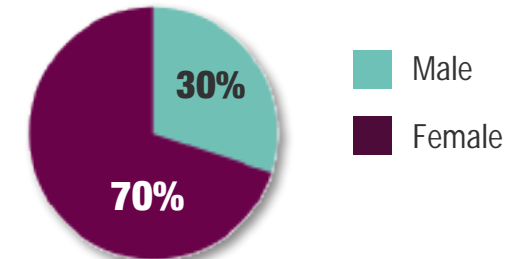
The survey data were collected during 2013-2014. The total sample size is 9,369 subjects. As part of this, a nationwide representative sub-sample of 907 subjects was purchased from a national, independent business and used as a comparative baseline to enhance the integrity and validity of the study. While a name and email address were collected from each participant to protect the integrity of the survey process and prevent spurious or duplicate responses, the survey was conducted protecting the anonymity of each respondent, and no responses are connected with any individual participant.

Limitations and Caveats

- The following findings and statistics are initial and preliminary. Outside peer review and publication in books and peer-reviewed journals are planned for these findings and this research project. These preliminary findings should not be distributed to the media.
- The term “stronger” refers to those participants who were .25 standard deviation or more above the mean in their respective classification or category, and “weaker” were those below that point.
- “Private School” is defined as Non-Christian Private School
- Totals may not always equal 100% due to rounding

Survey Demographics

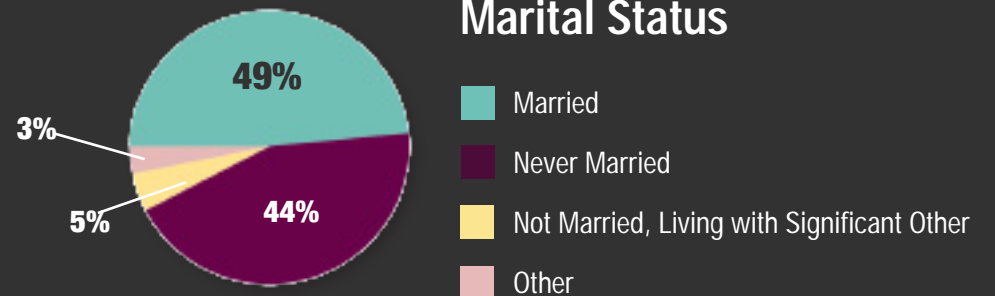
Participants Who Completed the Survey:



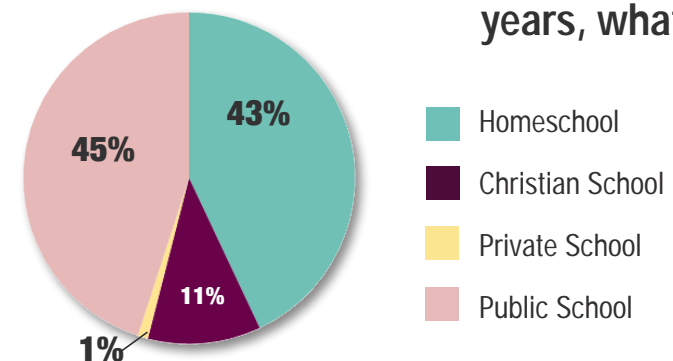
27 Average Age of Survey Participants

Total Sample Size **9,369**

Marital Status



If one method of education was used for 7 or more years, what was it?



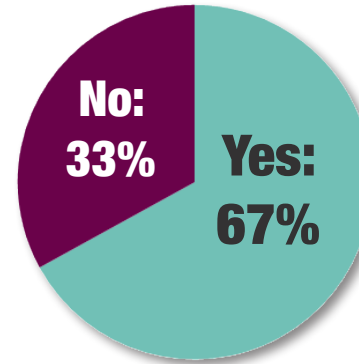
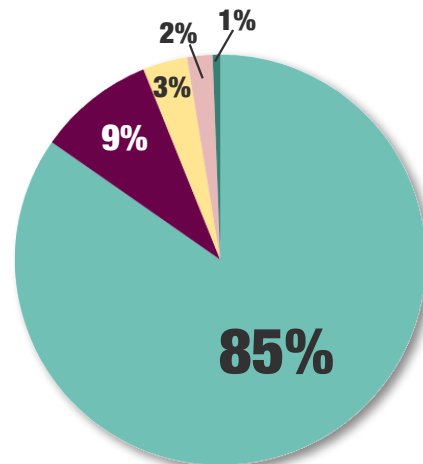
Survey Demographics

Current Denominational Affiliation as an Adult

Non-Denominational Christian: 21.9%	Restorationist/ Church of Christ/ Christian Church: 1.6%
Baptist: 17.9%	Presbyterian (such as EPC or PCUSA): 1.5%
Reformed Presbyterian or Reformed Baptist: 11%	Mormon: 1.2%
Atheist: 5.7%	Anabaptist: 0.9%
Catholic: 5.3%	Don't Know: 0.7%
Other Christian: 5%	Adventist: 0.6%
Unaffiliated: 3.9%	Holiness: 0.6%
Other Evangelical/Fundamentalist: 3.5%	Jewish: 0.4%
Pentecostal: 3.3%	Orthodox: 0.4%
Other: 2.9%	Buddhist: 0.3%
Agnostic: 2.7%	Congregationalist: 0.2%
Protestant Nonspecific: 2.5%	Jehovah's Witness: 0.2%
Lutheran: 2.2%	Hindu: 0.1%
Methodist: 1.8%	Historically Black Churches: 0.1%
Episcopal/Anglican: 1.6%	Muslim: 0.1%

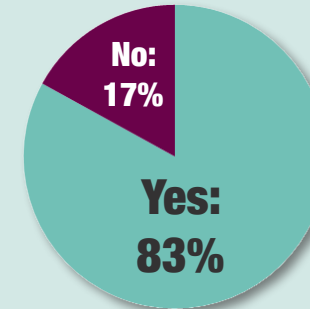
Religion as a Child

- Christian
- Roman Catholic
- Other (Not Identified)
- Jehovah's Witness or Mormon
- Misc. (Non-Christian)



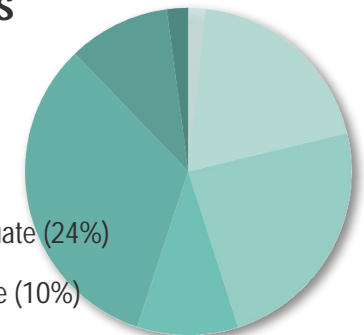
Youth Group Participation Between 13-18 Years of Age

Sunday School Attendance While Growing Up



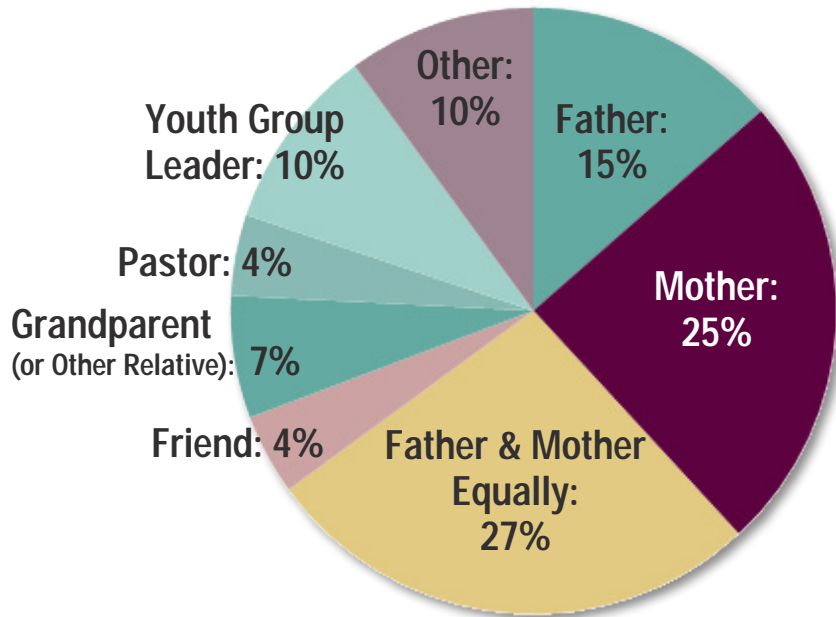
Highest Academic Attainments

- Didn't Finish High School (2%)
- Graduated High School (19%)
- Some College Education, but Didn't Graduate (24%)
- Graduated College with Associates Degree (10%)
- Graduated College with Bachelors Degree (33%)
- Graduated College with Masters Degree (10%)
- Graduated College with Doctorate (2%)



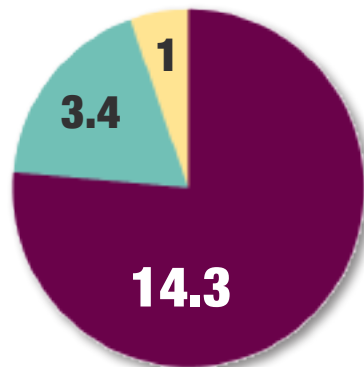
Survey Demographics

Of all of your childhood mentors, who gave you the most spiritual guidance or discipleship?



Media Consumption
(in hours per week)

- Internet
- Radio
- Newspapers and Magazines

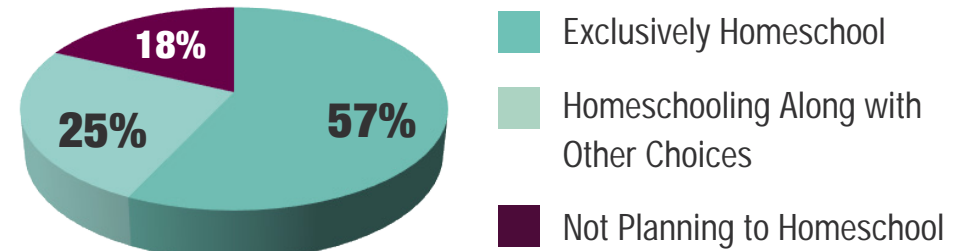


Homeschoolers in the Survey

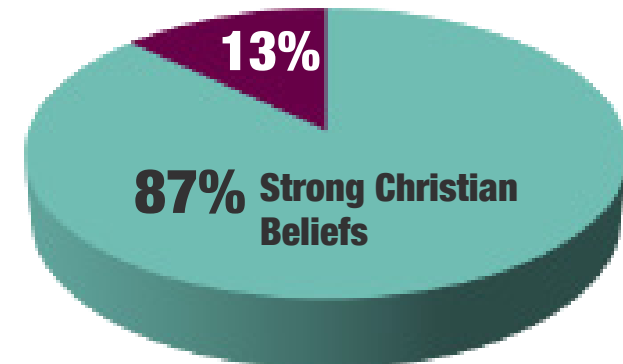
Homeschooled 7+ Years

82% of young people who have been homeschooled plan to use homeschooling for at least part of their children's education.

Percent of Homeschooled Students Who Plan to Homeschool Their Own Children



Percent of Homeschooled Millennials with Strong Christian Beliefs

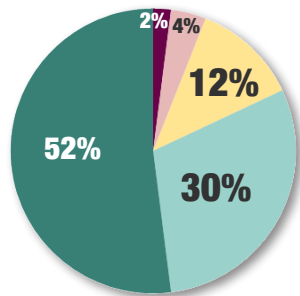


Homeschoolers in the Survey

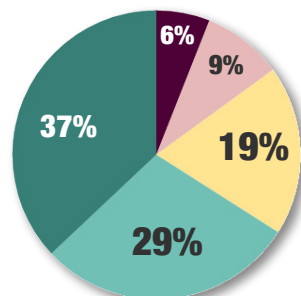
Homeschooled 3+ Years

How was your homeschool experience?

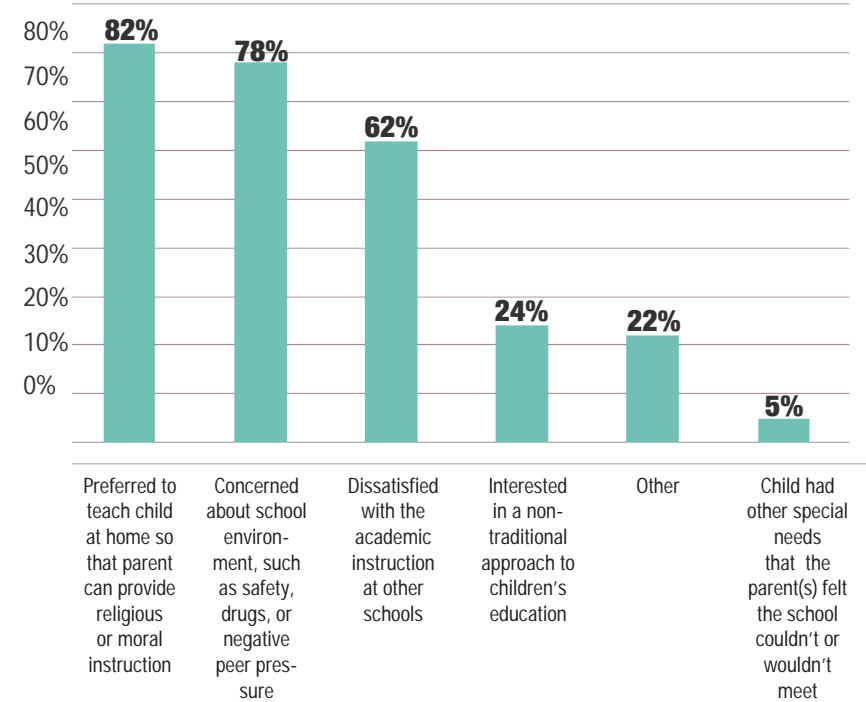
Academically



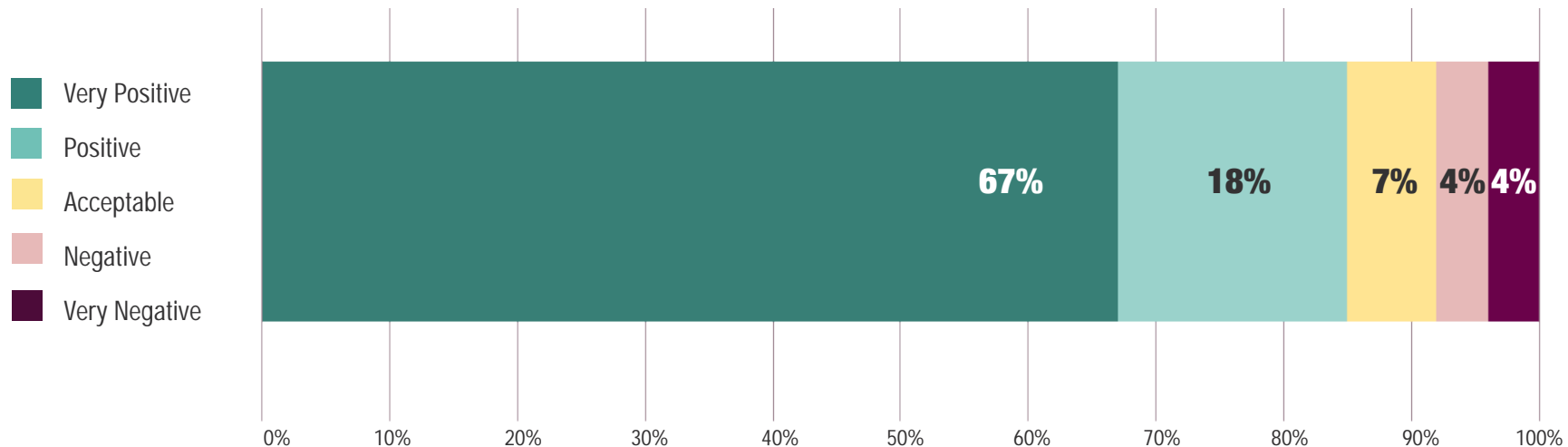
Socially



“There are many reasons parents choose to homeschool; please tell us if any of these reasons apply to why your parents chose to homeschool you.” (Respondent could choose more than one reason.)



“I'm glad I was homeschooled.”



General Survey Results

Internet Access While a Child:

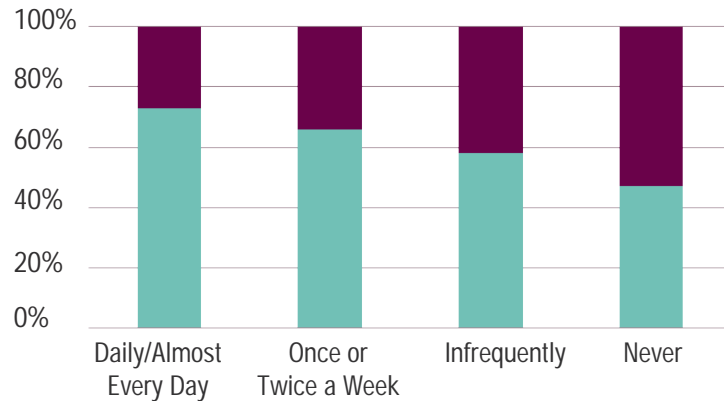
Having unrestricted access to the internet made a Millennial 40% more likely to be weak in their Christian faith* as an adult.

*Christian faith defined by 6 key biblical beliefs

How often did your father explain biblical principles to you?

Example: 73% of Millennials whose father explained biblical principles to them daily/almost daily growing up were significantly strengthened in their Christian behavior as an adult.

■ Weaker in Christian Behavior ■ Stronger in Christian Behavior



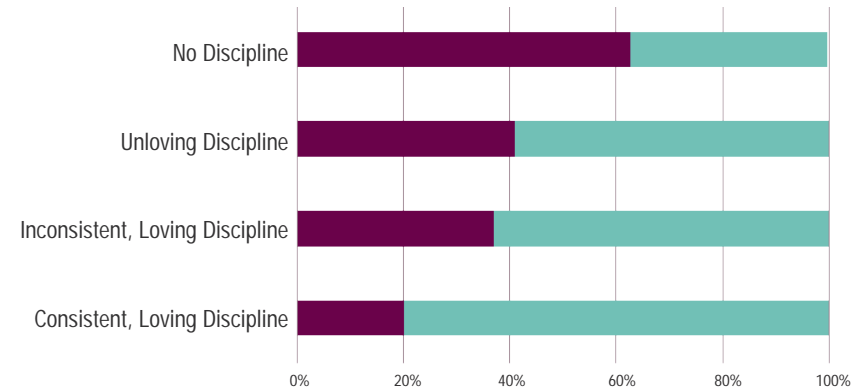
Influence of Worldview Training

Those who received worldview training growing up did considerably better than those who did not receive worldview training. Worldview trained students were:

- 90%** more likely to be believers
- 98%** more likely to be stronger in Christian behavior
- 122%** more likely to be stronger in Christian beliefs

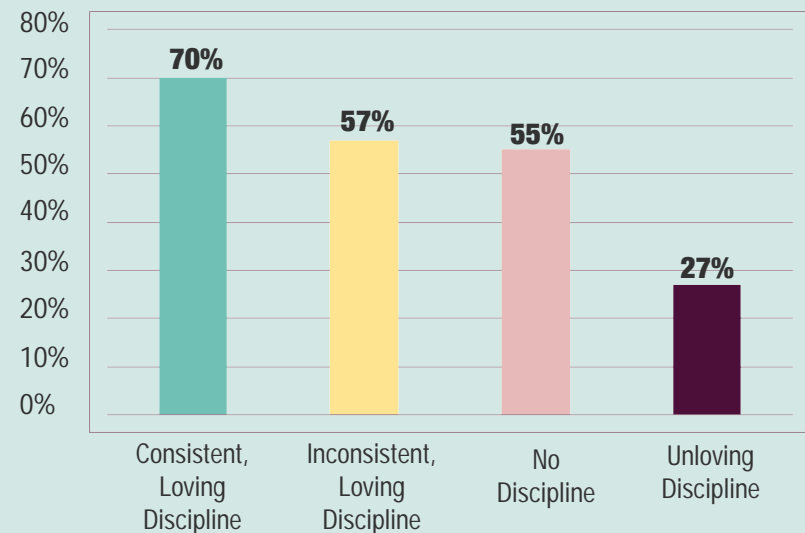
How does the corporal discipline a child receives growing up affect the strength of his/her Christian beliefs as an adult?

■ Weaker Faith ■ Stronger Faith



Adults Surveyed with an Excellent Relationship with Father Now, Compared to Corporal Discipline Received as a Child

Example: 70% of Millennials who received consistent, loving discipline have excellent relationships with their fathers now.



Critical Childhood Influences on the Life of a Faithful Christian Millennial

The following chart shows the relationship between various inputs into a child's life and the corresponding influence on their belief and behavior as adults. (Example: How does a strong relationship with a father affect Christian Orthodoxy as an adult?)

Degree of Influence:	Positive	Negative
	Trivial	+
Small	++	--
Moderate	+++	---
Large	++++	----
None		●

Outputs in Adult Life	Orthodoxy	Christian Behavior as Adults	Christian Beliefs as Adults	Satisfaction in Life as Adult	Civic/Community Involvement	My Beliefs Similar to Father's	My Beliefs Similar to Mother's
	Strong Relationship with Father	+++	+++	+++	+++	++	++++
Strong Relationship with Mother	+++	+++	+++	+++	++	++++	++++
Attend Church at Early Age	+++	+++	+++	++	++	+++	+++
Attend Church at Older Age	+++	+++	+++	+++	++	+++	+++
Homeschool*	+++	+++	+++	++	●	+++	+++
Christian School*	--	--	--	●	++	--	--
Private School*	--	--	--	--	●	--	--
Public School*	----	----	----	--	--	----	----

*Compares those educated at least 7 years in their respective educational method

Specific Influence of Education on the Lives of Millennials

The Effect of Homeschooling on the Life of an Adult, Compared to Other Educational Methods

A Homeschool Graduate is...

% More Likely to Be a Believer	% More Likely to Be Stronger in Christian Behavior	% More Likely to Be Stronger in Christian Beliefs	% Less Likely to Be Sexually Abused
223%	171%	223%	211%
621%	394%	752%	n.s*
254%	209%	284%	257%

Than Those Attending Christian School

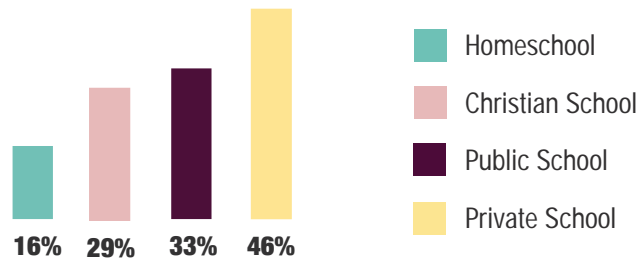
Than Those Attending Private School

Than Those Attending Public School

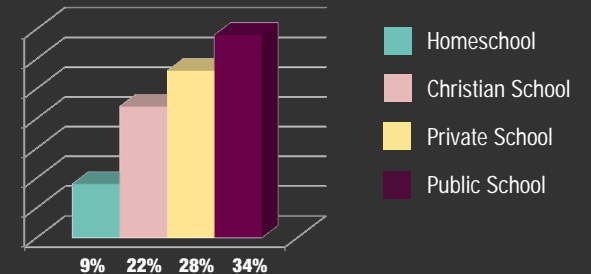
*n.s = no significant difference

The above table compares those educated at least 7 years in their respective educational method

Support of Homosexual Marriage

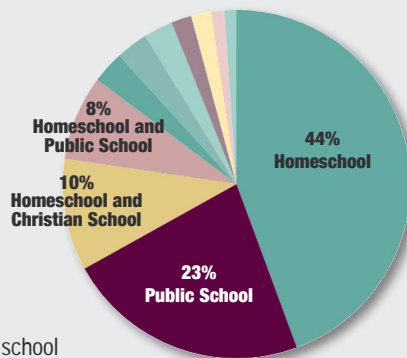


% of Young People Who Have Engaged in Co-Habiting Fornication



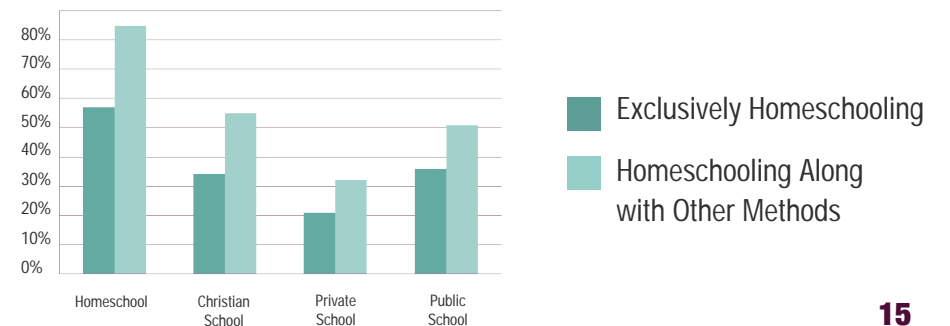
What kind of education do Millennials plan to use for their children?

- Homeschool (44%)
- Public School (23%)
- Homeschool and Christian School (10%)
- Homeschool and Public School (8%)
- Christian School and Public School (3%)
- Private School (3%)
- Christian School (3%)
- Homeschool and Private School (2%)
- Other (2%)
- Charter school/virtual charter (1%)
- Christian school and non-Christian private school



What percent of Millennials intend to homeschool their own children, based on their own educational background?

Example: 36% of public-schooled Millennials intend to exclusively homeschool their own children. 51% of public-schooled Millennials plan to use at least some amount of homeschooling with their children, though they may combine it with other schooling choices, such as Christian, private, or public school.



Gen2 SURVEY



the researcher

Dr. Brian Ray is the president of the NHERI (National Home Education Research Institute) and the principal investigator for the Gen2 Survey. Dr. Ray holds a Ph.D. in Science Education from Oregon State University, and is one of the leading experts on homeschool research worldwide. He has conducted numerous studies that have been published in peer-reviewed journals and books, and serves as a speaker, researcher, and expert witness for many education-related issues.

special thanks go to the individuals who contributed to the success of this survey, including Isaac Botkin and Joshua Erber. The survey was sponsored by Generations with Vision, and directed by Dr. Brian Ray of the National Home Education Research Institute.

Generations with Vision

PO Box 1398
Elizabeth, CO 80107
www.generationswithvision.com | 888.839.6132



National Home Education Research Institute

PO Box 13939
Salem, OR 97309
www.nheri.org | 503.364.1490

